

ARE YOU READY FOR FALL SEMESTER ACADEMIC YEAR 2020-2021?



WHILE BEGINNING TO FALL SEMESTER...

DON'T MISS THESE ITEMS

01

COURSE REGISTRATION

Course registration is between September 29 and October 2, 2020!

It starts on Tuesday at 13:00

02

ACADEMIC CALENDAR

Note the important dates!

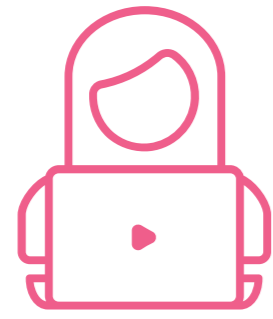
03

DON'T FORGET TO FOLLOW

Follow us 😊

COURSE REGISTRATION

Login to your Student Page



STEP 1

<https://ois.istinye.edu.tr/auth/login>

Log in to your Student Page

ois

ois.istinye.edu.tr/auth/login

İSTİNYE ÜNİVERSİTESİ

Kullanıcı Grubu

Öğrenci

Personel

Kullanıcı Adı

Parola

Giriş Yap

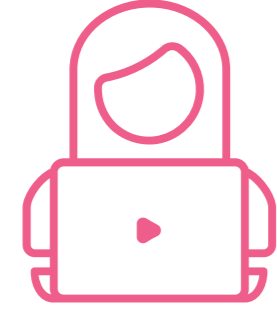
Parolamı Unuttum

Change Language

TR EN

COURSE REGISTRATION

Selecting Courses



STEP 2

Click Course Selection under
Courses on your Student Page

The screenshot displays the ERSITY student portal interface. The left sidebar contains a menu with the following items: Course Operations, Slots, Course Schedule, Course Registration (highlighted in green), Course Schedule (New), Withdrawal Requests, Hazırık Yaz Okulu Kaydı, Kontenjan Takip, and Tek Ders Sınavı. A red arrow points to the 'Course Registration' item. The main content area features a search bar at the top with the text 'Uygulamada Ara ...'. Below the search bar, there are three main sections: 'Canlı Dersler', 'Courses', and 'Inbox'. The 'Inbox' section is expanded, showing 'Inbox', 'Outbox', and 'Compose Message' options. A purple circle with the number '2' is overlaid on the 'Course Registration' menu item, indicating the current step in the process. In the top right corner, a timer indicates '29 min. 49 sec. remains for your session timeout'.

COURSE REGISTRATION

Course Selection and Credits



STEP 3

You may select your core and elective courses from «Enroll» button.
Please check your total credit!

- If you are on your first year, student, your total credit limit is 30
- If you are on the second year or more and your CGPA is over 2.00, your total credit limit is 40
- If your CGPA is over 3.00 and you are a graduate candidate, your total credit limit is 48 with the approval of your Faculty/Vocational School's Executive Board Approval

İSTİNYE ÜNİVERSİTESİ Ois
Uygulamada Ara ...
remains for your session timeout

Course Registration

Student ID	Faculty
Name	Program
Surname	Registration Type
CGPA	Status
Number of Semesters	Class
Semester Status	Academic Advisor

Courses registered	Replacing
--------------------	-----------

Course Code	Course Name	ECTS	Slot Period	Group	Language	Instructor	Course Code	Course Name	Grade
Credit Limit: 40 Credits Attempted: 0 Remaining Credits: 40									
Advisor Approval Status									

Courses You Must Repeat	
-------------------------	--

Course Code	Course Name	ECTS	Slot Period	Letter Grade


Courses Not Taken Previously	
------------------------------	--

Course Code	Course Name	ECTS	Slot Period	
HEM491	Mezuniyet Projesi 1	3	7	<div style="background-color: #2c3e50; color: white; padding: 5px; display: inline-block;">Enroll</div>

3

COURSE REGISTRATION

Course Registration Approval Process



STEP 4

After selecting your courses, click the «Send for Consultant Approval» button

You can see your Advisor Name on this page as well.

İSTİNYE ÜNİVERSİTESİ Ois

Uygulamada Ara ...

remains for your session timeout

Course Registration

Student ID
Name
Surname
CGPA
Number of Semesters
Semester Status

Faculty
Program
Registration Type
Status
Class
Academic Advisor

Courses registered

Course Code	Course Name	ECTS	Slot Period	Group	Language	Instructor	Course Code	Course Name	Grade
HEM491	Mezuniyet Projesi 1	3	7	1	TR				

Credit Limit: 40 Credits Attempted: 3 Remaining Credits: 37

Send for consultant approval Advisor Approval Status:

4

Courses You Must Repeat


Course Code	Course Name	ECTS	Slot Period	Letter Grade
-------------	-------------	------	-------------	--------------

Courses Not Taken Previously

Course Code	Course Name	ECTS	Slot Period
-------------	-------------	------	-------------

COURSE REGISTRATION

Course Registration Approval Process



STEP 5

You can follow your course registration approval here

İSTİNYE ÜNİVERSİTESİ Ois
Uygulamada Ara ...
remains for your session timeout

Course Registration

Student ID	Faculty
Name	Program
Surname	Registration Type
CGPA	Status
Number of Semesters	Class
Semester Status	Academic Advisor

Courses registered							Replacing			
Course Code	Course Name	ECTS	Slot Period	Group	Language	Instructor	Course Code	Course Name	Grade	
HEM491	Mezuniyet Projesi 1	3	7	1	TR					Delete the course

Credit Limit: 40 Credits Attempted: 3 Remaining Credits: 37

Advisor Approval Status: Pending

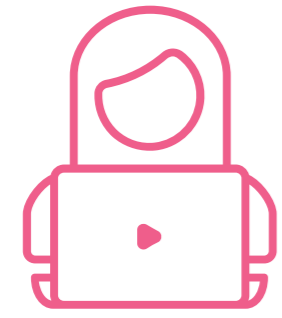
Courses You Must Repeat

Course Code	Course Name	ECTS	Slot Period	Letter Grade
-------------	-------------	------	-------------	--------------

Courses Not Taken Previously

Course Code	Course Name	ECTS	Slot Period
-------------	-------------	------	-------------

COURSE SCHEDULE



STEP 6

You can see your course schedule on this page

TC Kimlik No		Fakülte	
Adı		Bölüm/Program	
Soyadı		Akademik Yıl	
Sınıfı		Dönem	
Sezon:	Seçiniz	Dönem:	Seçiniz
Getir			

	PAZARTESİ	SALI	ÇARŞAMBA	PERŞEMBE	CUMA	CUMARTESİ	PAZAR
DERS KODU							
DERS ADI							
				SECTION		ÖĞRETİM ELEMANI	KREDİ
HEM301				1			10.0
HEM303				1			11.0
HEM305				1			2.0
HEM307				1			3.0
SEG004				1			1.0

ACEDMIC CALENDAR

Please note the impotant dates!



COURSES START

October 5, 2020



ADD/DROP

October 5-9 2020



Final Exams

January 11-22, 2021



All the important
dates

<https://www.istinye.edu.tr/tr/ogrenci-isleri/akademik-takvim>

DON'T FORGET TO FOLLOW US

Please follow and check our web site, social media accouts and you e-mails



<https://www.instagram.com/istinyeunivedu/>



<https://twitter.com/istinyeunivedu>



www.istinye.edu.tr



<https://www.youtube.com/istinye%C3%BCniversitesi>



Check your İSÜ e-mail account



CONGRATULATIONS ON THE NEW ACADEMIC YEAR 😊
STUDENT AFFAIRS